



TEVA PHARMACEUTICAL INDUSTRIES LTD.

FACT SHEET - Second Quarter 2007

website: www.tevapharm.com

CONTACT INFORMATION: Liraz Kalif, Investor Relations, Teva Pharmaceutical Industries Ltd.
Tel ++972-3-926-7281, Fax ++972-3-926-7519, E-mail: liraz.kalif@teva.co.il

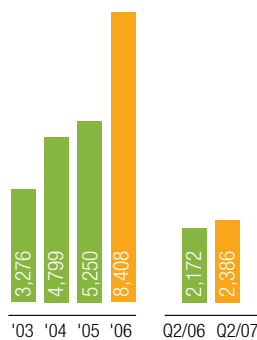
Kevin Mannix, Director, Investor Relations, Teva North America
Tel (215) 591-8912, Fax (215) 591-8836, E-mail: kevin.mannix@tevausa.com

COMPANY OVERVIEW

Teva Pharmaceutical Industries Ltd. is one of the leading pharmaceutical companies in the world, specializing in the development, production and marketing of generic, branded and proprietary pharmaceuticals, biogenerics and active pharmaceutical ingredients. With operations in over 50 countries and approximately 26,000 employees worldwide, the Company offers the widest range of cost-effective pharmaceuticals, both generic and branded, to consumers, customers and healthcare providers. Teva's innovative R&D efforts are currently focused on therapies for CNS (with a focus on MS) autoimmune diseases and oncology. Teva's advanced innovative pipeline boasts new treatments for multiple sclerosis, in addition to new formulation or combinations with Copaxone®, as well

as treatments for Parkinson's disease, Alzheimer's disease, Lupus, hematological cancers and various solid tumors - all in various phases of clinical development. Teva differentiates itself by balancing its portfolio with generic, branded and innovative activities, by the strategic depth of its vertical integration, by combining local customer responsiveness with a "global edge", by its geographic spread and by successfully managing increasing profitable growth and complexity. Backed by over 100 years of experience in the pharmaceutical industry, Teva is not simply a leader but the clear bellwether in its business. Our success lies in the leadership of our management, the skills and devotion of our people, the quality of our offerings and our focus on customers and patients.

NET SALES (U.S. \$ IN MILLIONS)

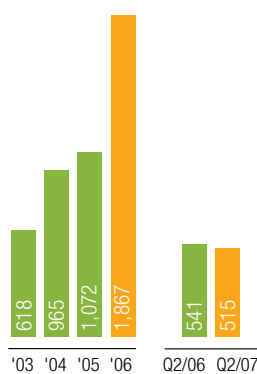


MARKET DATA (AS OF JULY 27, 2007)

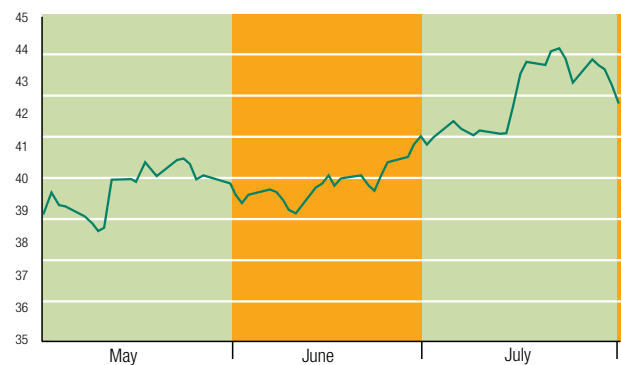
NASDAQ-100

Stock Symbol	TEVA
Recent Price	\$42.54
52 week range	\$30.33 - \$44.31
Market Capitalization	\$33 billion
# 15 in NASDAQ-100	

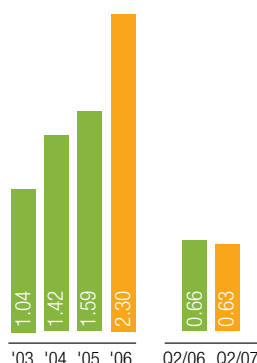
NET INCOME ⁽¹⁾ (U.S. \$ IN MILLIONS)



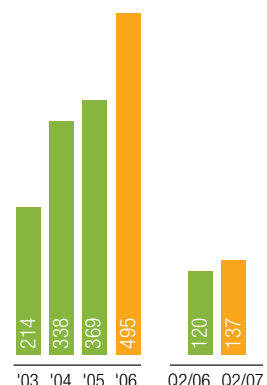
STOCK CHART (AS OF JULY 27, 2007)



EARNING PER SHARE ⁽¹⁾⁽²⁾ (IN U.S. \$)



R&D EXPENSES (NET) (U.S. \$ IN MILLIONS)



⁽¹⁾ Before non-recurring items (after tax).

⁽²⁾ Reflects the 2:1 stock splits (June 2004)



TEVA PHARMACEUTICAL INDUSTRIES LTD.

RECENT EVENTS

August 1, 2007: Teva reported its Second quarter 2007 financial results. Q2 sales amounted to \$2,386 million (up 10%). Net income and EPS reached \$515 million and \$0.63 respectively.

June 11, 2007: Teva receives favorable court decision regarding generic Lotrel®; Novartis' motion for preliminary injunction denied; the U.S. District Court for the District of New Jersey has vacated a temporary restraining order in effect since May 23, 2007 and denied a motion filed by Novartis for a preliminary injunction related to Teva's amlodipine besylate/ benazepril products, AB rated to Novartis' Lotrel®.

June 7, 2007: Teva and Active Biotech to initiate pivotal phase III trial program of ORAL laquinimod for relapsing multiple sclerosis.

June 6, 2007: Teva and Sanofi-Aventis announced that the application for up to one month room temperature storage of COPAXONE® (glatiramer acetate injection) pre-filled syringe has been approved by the FDA and in Europe under the Mutual Recognition Procedure (MRP). With this supplemental amendment, COPAXONE® may now be stored by patients at room temperature for up to one month.

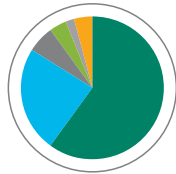
May 1, 2007: Laquinimod, a novel oral compound, showed significant reduction in disease activity in patients with relapsing-remitting multiple sclerosis (RRMS).

April 17, 2007: Data published in Neurology showed that higher dose of Copaxone® increased efficacy in relapsing-remitting multiple sclerosis (RRMS); doubled dose of Copaxone® maintained proven safety profile and further reduced relapses and lesions.

SALES BY REGION

Q2 07: \$2.4 Billion

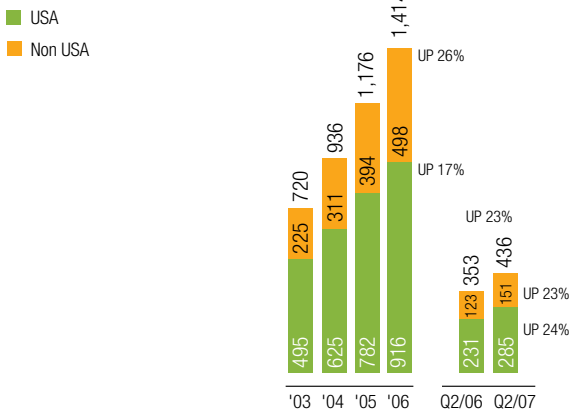
- North America - 59%
- Europe* - 25%
- Latin America** - 6%
- CEE*** - 4%
- International**** - 2%
- Israel - 4%



- * Western Europe and Hungary Including Mexico
- ** Central and Eastern Europe Including Asia

IN-MARKET GLOBAL SALES OF COPAXONE®

(U.S. \$ IN MILLIONS)



U.S. GENERIC PIPELINE® (AS OF JULY 20, 2007)

151 ANDAs -

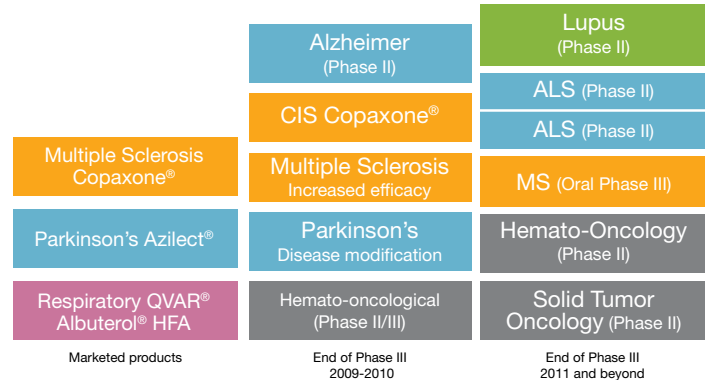
Over \$88 Billion In Total Branded Sales

40 First-To-File:

Over \$37 Billion In Total Branded Sales

* Including products under the agreement with Andrx and Impax

PROPRIETARY BRANDED PHARMACEUTICAL - PIPELINE



* Potential sales include respiratory products

GENERIC FDA APPROVALS MAY 2007 - JULY 2007

Product		Approval/ Launch Date	Branded Product		Indication
			Brand	Market size (\$ millions)	
Terbinafine Hydrochloride ⁽¹⁾	Tabs	03/07/07	Lamisil®	\$685	antifungal agent
Amlodipine Besylate ⁽¹⁾	Tabs	29/06/07	Norvasc®	\$2,790	indicated for treatment of hypertension, chronic stable angina and vasospastic angina
Famciclovir ⁽³⁾	Tabs	28/06/07	Famvir®	\$190	indicated for treatment of herpes
Ondansetron Hydrochloride & Ondansetron ODT USP ⁽¹⁾	Tabs	26/06/07	Zofran® & Zofran® ODT	\$750 & \$350	indicated for prevention of nausea and vomiting in patients undergoing chemotherapy, radiation therapy, or surgery
Cefdinir ⁽¹⁾	Caps & Oral Suspension	10/05/07	Omnicef®	\$325 & \$533	antibiotic
Gemcitabine ⁽³⁾	Inj	08/05/07	Gemzar®	\$673	cancer treatment

¹ Launched ² Exclusivity (180 days) ³ Tentative approval