



TEVA PHARMACEUTICAL INDUSTRIES LTD.

# FACT SHEET - Third Quarter 2007

website: [www.tevapharm.com](http://www.tevapharm.com)

CONTACT INFORMATION: Liraz Kalif, Investor Relations, Teva Pharmaceutical Industries Ltd.  
Tel ++972-3-926-7281, Fax ++972-3-926-7519, E-mail: [liraz.kalif@teva.co.il](mailto:liraz.kalif@teva.co.il)

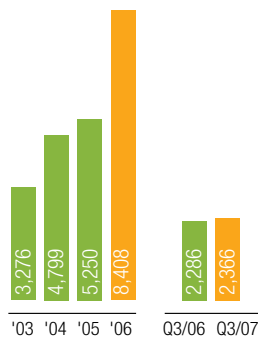
Kevin Mannix, Director, Investor Relations, Teva North America  
Tel (215) 591-8912, Fax (215) 591-8836, E-mail: [kevin.mannix@tevausa.com](mailto:kevin.mannix@tevausa.com)

## COMPANY OVERVIEW

Teva Pharmaceutical Industries Ltd. is one of the leading pharmaceutical companies in the world, specializing in the development, production and marketing of generic, branded and proprietary pharmaceuticals, biogenerics and active pharmaceutical ingredients. With operations in over 50 countries and approximately 26,000 employees worldwide, the Company offers the widest range of cost-effective pharmaceuticals, both generic and branded, to consumers, customers and healthcare providers. Teva's innovative R&D efforts are currently focused on therapies for CNS (with a focus on MS) autoimmune diseases and oncology. Teva's advanced innovative pipeline boasts new treatments for multiple sclerosis, in addition to new formulation or combinations with Copaxone®, as well

as treatments for Parkinson's disease, Alzheimer's disease, Lupus, hematological cancers and various solid tumors - all in various phases of clinical development. Teva differentiates itself by balancing its portfolio with generic, branded and innovative activities, by the strategic depth of its vertical integration, by combining local customer responsiveness with a "global edge", by its geographic spread and by successfully managing increasing profitable growth and complexity. Backed by over 100 years of experience in the pharmaceutical industry, Teva is not simply a leader but the clear bellwether in its business. Our success lies in the leadership of our management, the skills and devotion of our people, the quality of our offerings and our focus on customers and patients.

## NET SALES (U.S. \$ IN MILLIONS)

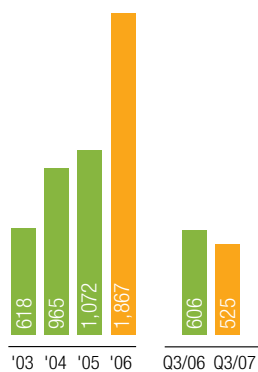


## MARKET DATA (AS OF OCTOBER 26, 2007)

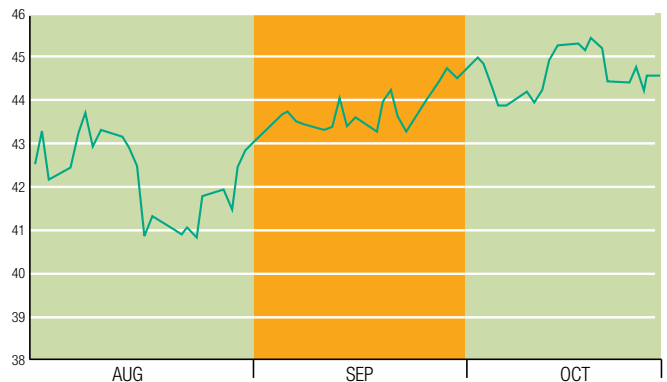
**NASDAQ-100**

Stock Symbol	TEVA
Recent Price	\$44.54
52 week range	\$30.33 - \$45.56
Market Capitalization	\$33 billion
# 17 in NASDAQ-100	

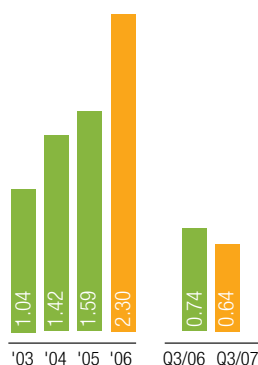
## NET INCOME <sup>(1)</sup> (U.S. \$ IN MILLIONS)



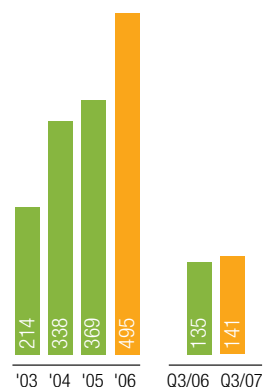
## STOCK CHART (AS OF OCTOBER 27, 2007)



## EARNING PER SHARE <sup>(1)(2)</sup> (IN U.S. \$)



## R&D EXPENSES (NET) (U.S. \$ IN MILLIONS)



<sup>(1)</sup> Before non-recurring items (after tax).  
<sup>(2)</sup> Reflects the 2:1 stock splits (June 2004)



TEVA PHARMACEUTICAL INDUSTRIES LTD.

## RECENT EVENTS

**October 30, 2007** – Teva reported its third quarter 2007 financial results. Q3 sales amounted to \$2,366 million (up 4%). Net income and EPS reached \$525 million and \$0.64 respectively.

**October 30, 2007** – Teva announced today that Chief Financial Officer Dan Suesskind plans to retire in mid-2008. Eyal Desheh, currently Executive Vice President and Chief Financial Officer of Check Point Software Technologies (Nasdaq: CHKP) has been appointed to succeed Mr. Suesskind as Teva's CFO.

**October 22, 2007** – Astellas Pharma Inc., King Pharmaceuticals, Inc. and Teva announced that US subsidiaries of Astellas, along with Item Development AB ("Item") and King have executed settlement agreements

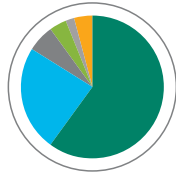
with one of Teva's subsidiaries on lawsuits filed in the United States against Teva's subsidiaries regarding their submission of an abbreviated new drug application ("ANDA") for a generic version of Adenoscan® (adenosine injection), a pharmacologic stress agent.

**September 19, 2007** – Teva announced that it has received notification from Allgemeinen Ortskrankenkassen (AOK), Germany's largest health insurance company, on the results of the most recent tender for finished dosage pharmaceutical products. Teva is very pleased to have been awarded a significant increase in the number of molecules for which it can contract to supply during 2008-2009; compared to the six products it was awarded in the first tender earlier this year.

## SALES BY REGION

### Q3 07: \$2.4 Billion

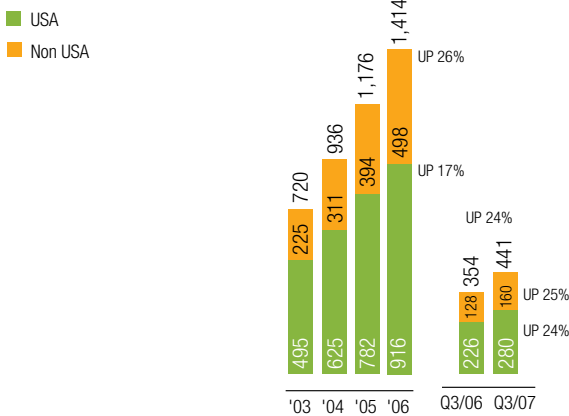
- North America - 58%
- Europe\* - 25%
- Latin America\*\* - 6%
- CEE\*\*\* - 5%
- International\*\*\*\* - 2%
- Israel - 4%



- \* Western Europe and Hungary
- \*\* Including Mexico
- \*\*\* Central and Eastern Europe
- \*\*\*\* Including Asia

## IN-MARKET GLOBAL SALES OF COPAXONE®

(U.S. \$ IN MILLIONS)



## U.S. GENERIC PIPELINE® (AS OF JULY 20, 2007)

**150 ANDAs -**

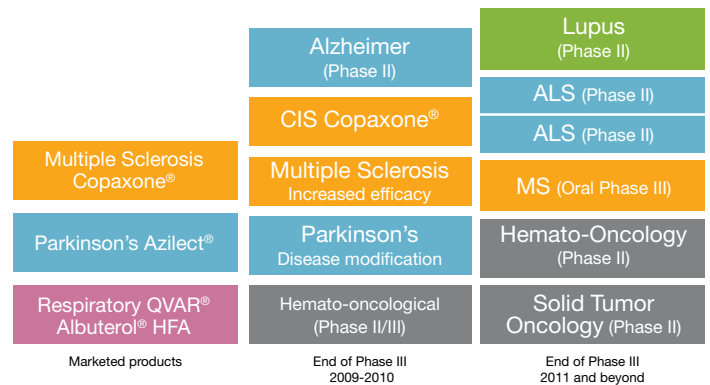
**Over \$88 Billion In Total Branded Sales**

**43 First-To-File:**

**Over \$38 Billion In Total Branded Sales**

\* Including products under the agreement with Andrx and Impax

## PROPRIETARY BRANDED PHARMACEUTICAL - PIPELINE



\* Potential sales include respiratory products

## GENERIC FDA APPROVALS JULY 2007 - OCTOBER 2007

Product	Approval/ Launch Date	Branded Product		Indication
		Brand	Market size (\$ millions)	
Risedronate Sodium 5,30 & 35mg <sup>(1)(2)</sup>	10/07	Actonel®	1,000	Indicated for treatment and prevention of postmenopausal and glucocorticoid-induced osteoporosis, and treatment of Paget's disease.
Valacyclovir Hydrochloride <sup>(3)</sup>	10/07	Valtrex®	1,500	Treatment of herpes zoster, herpes labialis and genital herpes.
Linezolid 600mg <sup>(3)</sup>	10/07		408	Antibiotic for the treatment of various infections.
Ciclopirox <sup>(1)</sup>	9/07	Penlac®	83	Treatment of fungal infections of the fingernails and toenails.
Carvedilol <sup>(1)</sup>	9/07	Coreg®	1,700	Cardiovascular agent

<sup>1</sup> Launched <sup>2</sup> Exclusivity (180 days) <sup>3</sup> Tentative approval