



TEVA PHARMACEUTICAL INDUSTRIES LTD.

FACT SHEET - First Quarter 2007

website: www.tevapharm.com

CONTACT INFORMATION: Liraz Kalif, Investor Relations, Teva Pharmaceutical Industries Ltd.
Tel ++972-3-926-7281, Fax ++972-3-926-7519, E-mail: liraz.kalif@teva.co.il

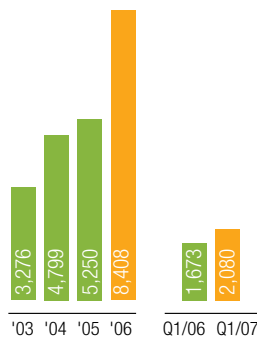
Kevin Mannix, Director, Investor Relations, Teva North America
Tel (215) 591-8912, Fax (215) 591-8836, E-mail: kevin.mannix@tevausa.com

COMPANY OVERVIEW

Teva Pharmaceutical Industries Ltd. is one of the leading pharmaceutical companies in the world, specializing in the development, production and marketing of generic, branded and proprietary pharmaceuticals, biogenerics and active pharmaceutical ingredients. With operations in over 50 countries and approximately 26,000 employees worldwide, the Company offers the widest range of cost-effective pharmaceuticals, both generic and branded, to consumers, customers and healthcare providers. Teva's innovative R&D efforts are currently focused on therapies for CNS (with a focus on MS) autoimmune diseases and oncology. Teva's advanced innovative pipeline boasts new treatments for multiple sclerosis, in addition to new formulation of combinations with Copaxone[®], as well

as treatments for Parkinson's disease, Alzheimer's disease, Lupus, hematological cancers and various solid tumors - all in various phases of clinical development. Teva differentiates itself by balancing its portfolio with generic, branded and innovative activities, by the strategic depth of its vertical integration, by combining local customer responsiveness with a "global edge", by its geography spread and by successfully managing increasing profitable growth and complexity. Backed by over 100 years of experience in the pharmaceutical industry, Teva is not simply a leader but the clear bellwether in its business. Our success lies in the leadership of our management, the skills and devotion of our people, the quality of our offerings and our focus on customers and patients.

NET SALES (U.S. \$ IN MILLIONS)

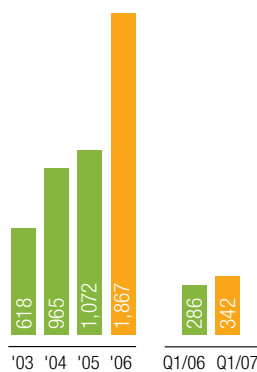


MARKET DATA (AS OF APRIL 27, 2007)

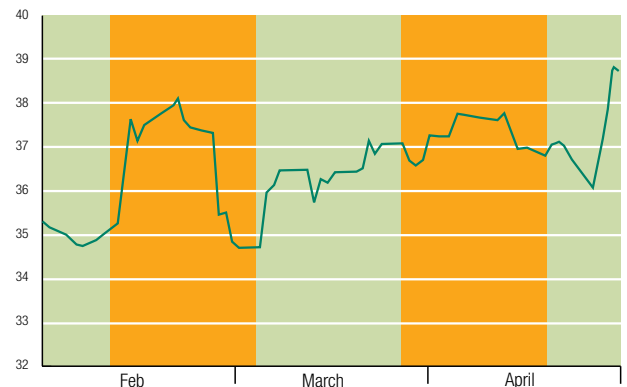
NASDAQ-100

Stock Symbol	TEVA
Recent Price	\$39.01
52 week range	\$29.22 - \$43.90
Market Capitalization	\$32 billion
# 16 in NASDAQ-100	

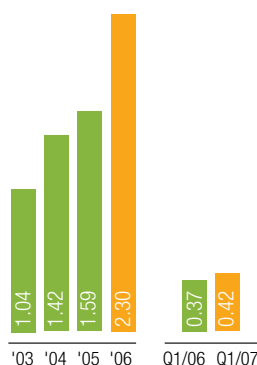
NET INCOME ⁽¹⁾ (U.S. \$ IN MILLIONS)



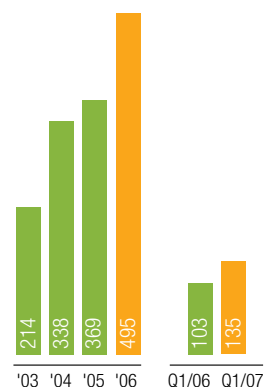
STOCK CHART (AS OF APRIL 27, 2007)



EARNING PER SHARE ⁽¹⁾⁽²⁾ (IN U.S. \$)



R&D EXPENSES (NET) (U.S. \$ IN MILLIONS)



⁽¹⁾ Before non-recurring items (after tax).

⁽²⁾ Reflects the 2:1 stock splits (June 2004)



TEVA PHARMACEUTICAL INDUSTRIES LTD.

RECENT EVENTS

May 3, 2007: Teva reported its first quarter 2007 financial results. Q1 sales amounted to \$2,080 million (up 24%). Net income and EPS reached \$342 million (up 20%) and \$0.42 (up 14%) respectively.

March 21, 2007: Teva announces that the U.S. District Court for the District of New Jersey has issued a decision in its litigation over the Company's Abbreviated New Drug Application (ANDA) to market its generic version of Pfizer's Celebrex® (Celecoxib) Capsules, 100 mg, 200 mg, and 400 mg, holding the three patents at issue valid and enforceable. Teva plans to appeal this decision.

March 6, 2007: Teva announces that it will continue to sell its generic version of

OxyContin® tablets at least through the end of 2007.

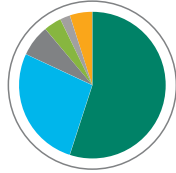
March 5, 2007: Teva announces that it has reached an agreement with Biovail Corporation regarding Bupropion Hydrochloride Extended-Release Tablets ("Bupropion HCl ER tablets"), the generic version of the antidepressant Wellbutrin XL® Tablets, for the United States market.

February 11, 2007: Mr. Shlomo Yanai will assume the role of President & Chief Executive Officer of Teva Pharmaceutical Industries Ltd. on March 1, 2007. Mr. Shlomo Yanai will succeed Mr. Israel Makov who served as President and Chief Executive Officer for the past five years.

SALES BY REGION

Q1 07: \$2.1 Billion

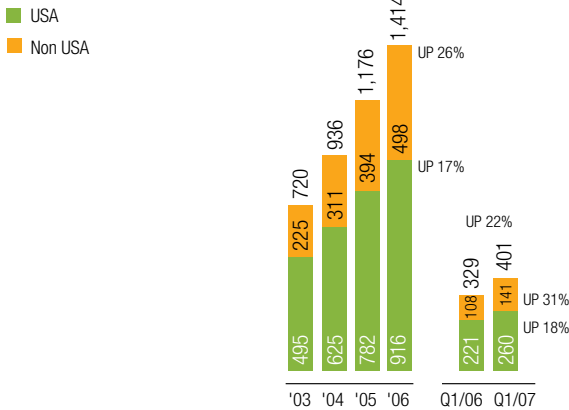
- North America - 55%
- Europe* - 27%
- Latin America** - 7%
- CEE*** - 4%
- International**** - 2%
- Israel - 5%



- * Western Europe and Hungary
- ** Including Mexico
- *** Central and Eastern Europe
- **** Including Asia

IN-MARKET GLOBAL SALES OF COPAXONE®

(U.S. \$ IN MILLIONS)



U.S. GENERIC PIPELINE® (AS OF APRIL 23, 2007)

151 ANDAs -

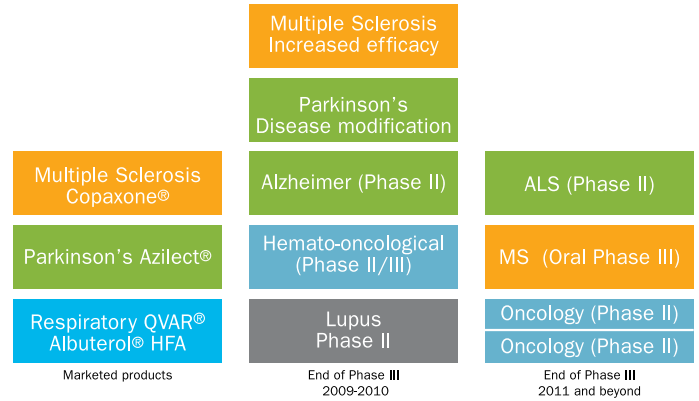
Over \$90 Billion In Total Branded Sales

42 First-To-File:

Over \$35 Billion In Total Branded Sales

* Including products under the agreement with Andrx and Impax

PROPRIETARY BRANDED PHARMACEUTICAL - PIPELINE



* Potential sales include respiratory products

GENERIC FDA APPROVALS FEBRUARY 2007 - MAY 2007

Product	Formulation	Approval/Launch Date	Branded Product		Indication
			Brand	Market size (\$ millions)	
Moexipril HCl and Hydrochlorothiazide ⁽¹⁾	Tabs	09/03/07	Uniretic®	30	indicated for the treatment of hypertension.
Cabergoline ⁽¹⁾	Tabs	08/03/07	Dostinex®	74	indicated for treatment of hyperprolactinemic disorders.
Alprazolam Extended Release	Tabs	01/03/07	Xanax® XR	54	indicated for treatment of panic disorder.
Rabeprazole Sodium Delayed-Release ⁽²⁾	Tabs	22/02/07	Aciphex®	1,300	acid pump inhibitor.
Dexmethylphenidate HCl ⁽²⁾	Tabs	30/01/07	Focalin™	19	indicated for the treatment of attention deficit hyperactivity disorder.

¹ Launched ² Exclusivity (180 days) ³ Tentative approval